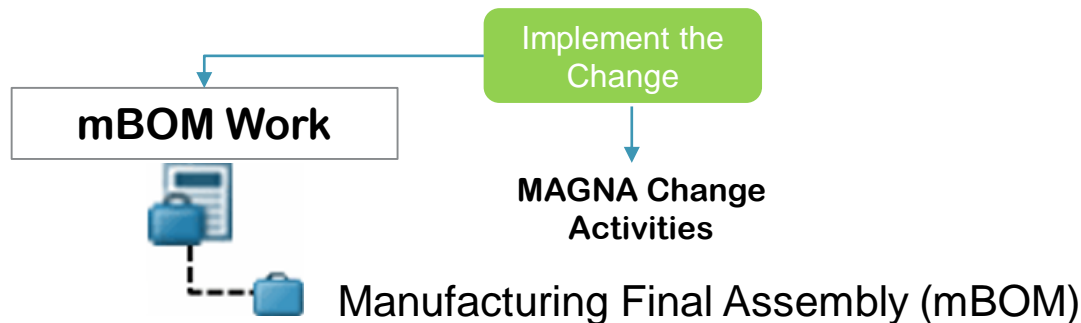


**Create  
Manufacturing  
Final Assembly**

▶ Open eBOM  
in MAPSB



+ Final Assembly (Engineering) ⚙️

+ Hardware Sub Assembly

- MCAD

- ECAD

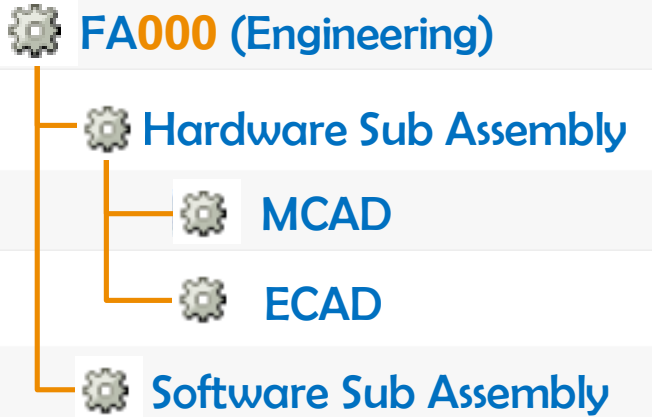
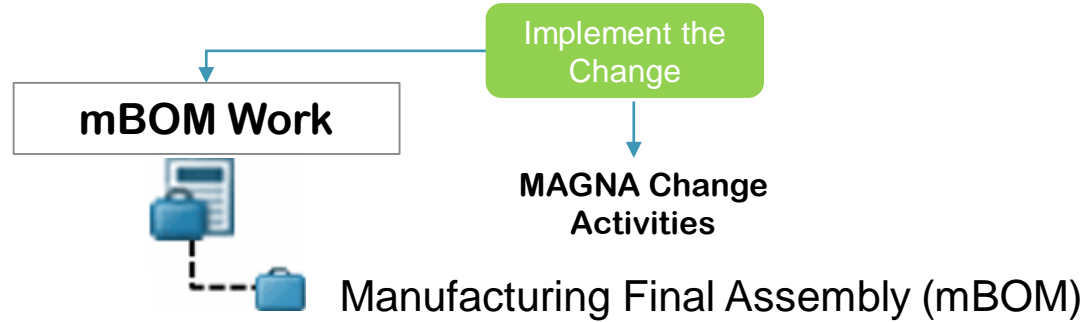
+ Software

Actions ⚙️

- Open in Creo View
- Open in Product Structure Explorer
- Open in Manufacturing Associative Part Structure Browser**
- Open in Manufacturing Product Structure Explorer
- Open in Advanced Assembly Editor


## Create Manufacturing Final Assembly

▶ Create Plant Specific mBOMs



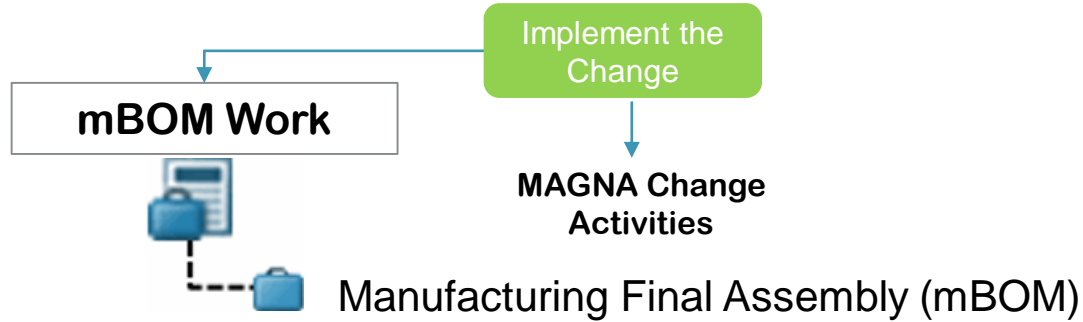
MAPSB →

- New Downstream Branch
- New Downstream Part**
- Add to Baseline
- New Promotion Request
- Set State



## Create Manufacturing Final Assembly

▶ Create Plant Specific mBOMs



### FA000 (Engineering)






#### Hardware Sub Assembly

MCAD

ECAD

#### Software Sub Assembly

MAPSB

-  New Downstream Branch
-  **New Downstream Part**
-  Add to Baseline
-  New Promotion Request
-  Set State

### FA222-Monterrey (Mfg.)

#### Hardware Sub Assembly

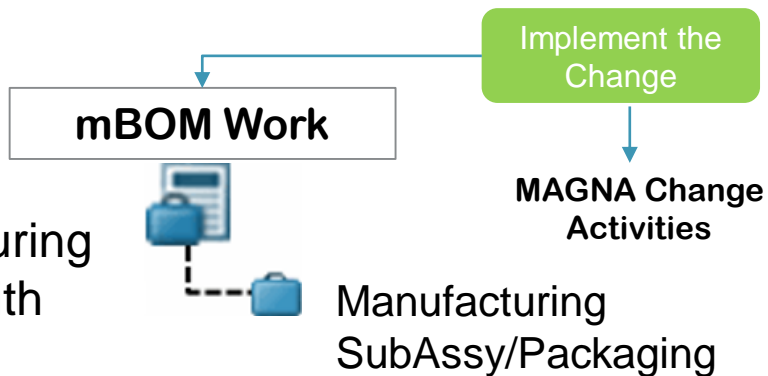
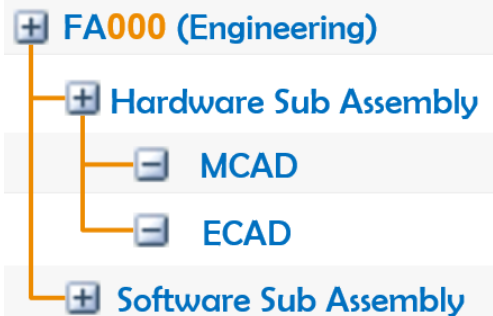
MCAD

ECAD

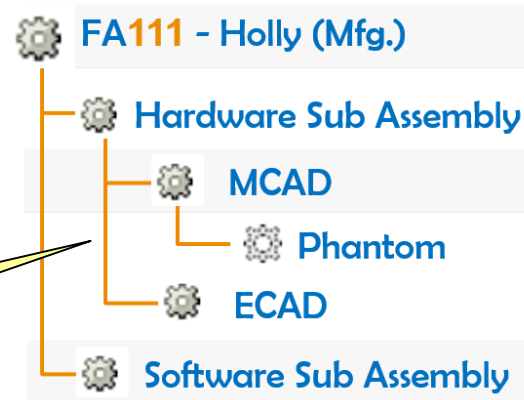
#### Software Sub Assembly

**Create Manufacturing Sub Assy**

▶ Create Manufacturing S/A to conform with Plant specifics

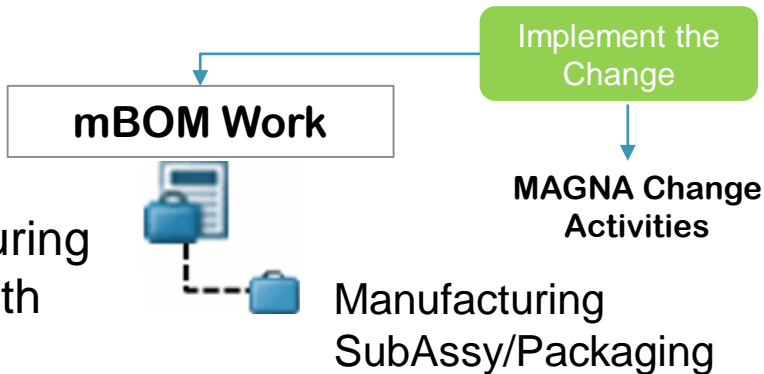
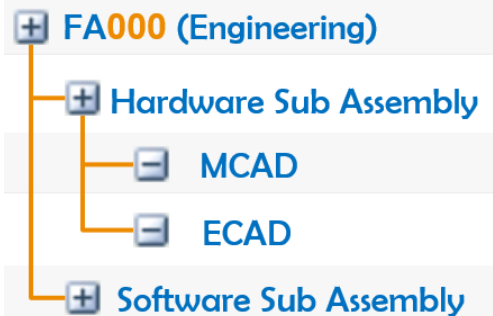


Restructure FA per Plant specifics

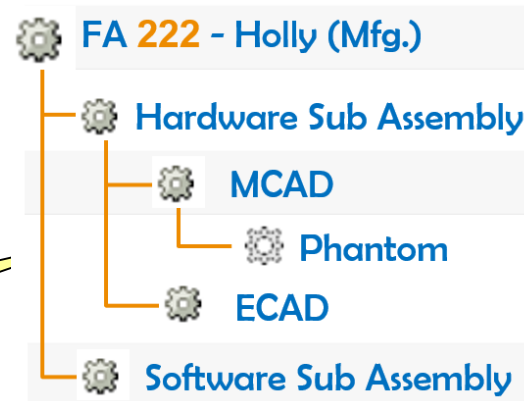


**Create Manufacturing Sub Assy**

▶ Create Manufacturing S/A to conform with Plant specifics

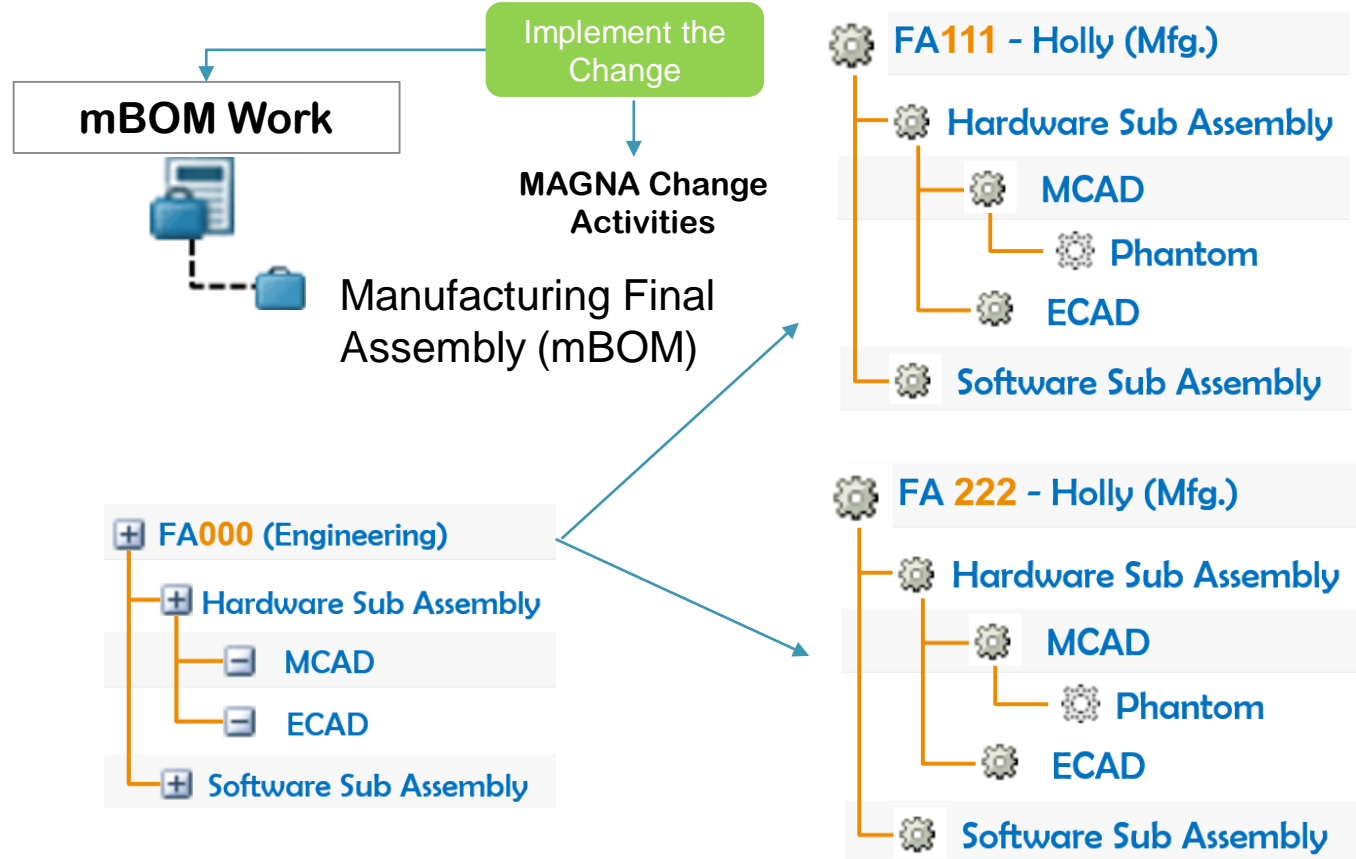


Restructure FA per Plant specifics



## Create Manufacturing Final Assembly

▶ Create as many Plant specific mBOMs as needed



Implement the Change

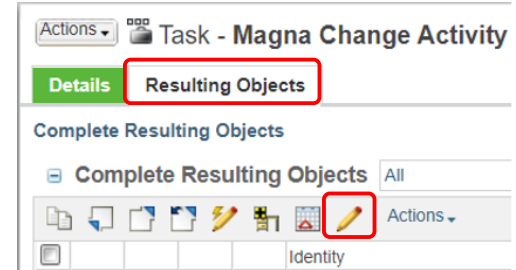
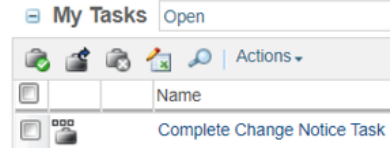
Edit Change Activity of CN

 Manufacturing Final Assembly (mBOM)

Go to Change Notice Task  
Go to Resulting Objects

Edit Change Task 

Add Affected/Resulting Objects based on **use case**



Affected Objects

Resulting Objects



Implement the Change

Manufacturing Final Assembly (mBOM)

### New Design/Product

Add Affected/Resulting Objects in case of **New Design**

Affected Objects

- Add eBOM object



Affected Objects

GP FINAL ASSEMBLY 01

Resulting Objects

- Use Copy /Paste to add mBOM



Resulting Objects

GP 111 FINAL ASSEMBLY 01 (Holly)

RO Phantom 01 (Holly)

Folder Contents All

Number
GP 111 FINAL ASSEMBLY 01 (Holly)
RO Phantom 01 (Holly)

Implement the Change

 Manufacturing Final Assembly (mBOM)

Add Affected/Resulting Objects in case of Existing Design

Affected Objects

- Add Existing Version

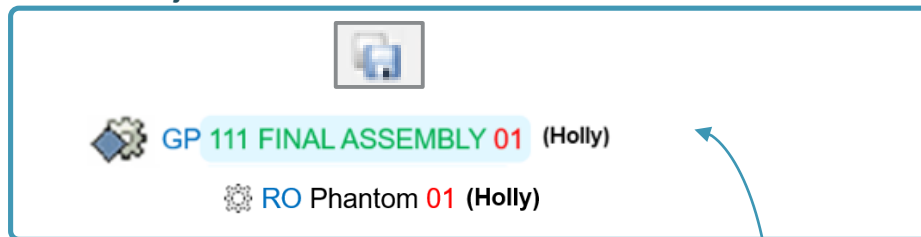
Resulting Objects

- Use New Sequence on Existing Version
- Refresh Resulting Objects



## Existing Design/Product

Affected Objects



Resulting Objects

