

Plan the Change

Create New CN



Products > TRAINING > Tasks

Task - Magna Change Request Workflow\_CR0000023-Create New Change Notice

Details **Impacts**

Actions on Subject

New Change Notice

New Change Notice

1

Set Attributes

2

Define Implementation Plan

3

Set Attachments

4

Select Associations

Plan the Change



Create New CN

Set Attributes (propagate)

## New Change Notice

1

2

3

4

**Set Attributes**

Define Implementation Plan

Set Attachments

Select Associations

Product: TRAINING

\* Type:

Propagate information

Template:

Attributes

\* Name:

Description:

Format
Font
Size
Color

B I U abc X<sub>2</sub> X<sup>2</sup>
Align
Background

Indent
Table
Link

Undo
Redo
Print

### Magna Details

Project Number: 000002

\* CN Completion Target:

Reason for Date Change:

Tooling PO:

Origin: Internal - Engineering

Reimbursement: Customer Paid

\* Magna Design Release:

\* Magna Build Target:

Customer PO:

ED&T PO:

\* Customer MRD:

Delta Piece PO:

Plan the Change

Create New CN

Set Attributes  
Define Implementation Plan  
Review Plan Template

## New Change Notice

1 Set Attributes    2 **Define Implementation Plan**    3 Set Attachments    4 Select Associations

### Implementation Plan

<input type="checkbox"/>	Number	Name	State	Assignee	Reviewer	Need Date
<input type="checkbox"/>	(Generated)	Manufacturing SubAssy/Packaging				
<input type="checkbox"/>	(Generated)	Electrical PCB Assembly				
<input type="checkbox"/>	(Generated)	Manufacturing Final Assembly (mBOM)				
<input type="checkbox"/>	(Generated)	Electrical PCB/Array				
<input type="checkbox"/>	(Generated)	Software				
<input type="checkbox"/>	(Generated)	Mechanical Assy/Customer Dwg				
<input type="checkbox"/>	(Generated)	Mechanical Component				
<input type="checkbox"/>	(Generated)	Hardware Assembly				
<input type="checkbox"/>	(Generated)	Engineering Final Assembly (eBOM)				

Plan the Change



Create New CN

- Set Attributes
- Define Implementation Plan
- Review Plan Template
- Delete Unnecessary Activities

## New Change Notice

1

Set Attributes

2

**Define Implementation Plan**

3

Set Attachments

4

Select Associations

### Implementation Plan

<input type="checkbox"/>	Number	Name ↑	State	Assignee	Reviewer
<input type="checkbox"/>	<del>(Generated)</del>	<del>Electrical PCB Assembly</del>			
<input checked="" type="checkbox"/>	<del>(Generated)</del>	<del>Electrical PCB/Array</del>			
<input type="checkbox"/>	(Generated)	Engineering Final Assembly (eBOM)			
<input type="checkbox"/>	(Generated)	Hardware Assembly			
<input type="checkbox"/>	(Generated)	Manufacturing Final Assembly (mBOM)			
<input type="checkbox"/>	(Generated)	Manufacturing SubAssy/Packaging			
<input checked="" type="checkbox"/>	<del>(Generated)</del>	<del>Mechanical Assy/Customer Dwg</del>			
<input type="checkbox"/>	<del>(Generated)</del>	<del>Mechanical Component</del>			
<input type="checkbox"/>	(Generated)	Software			

Plan the Change

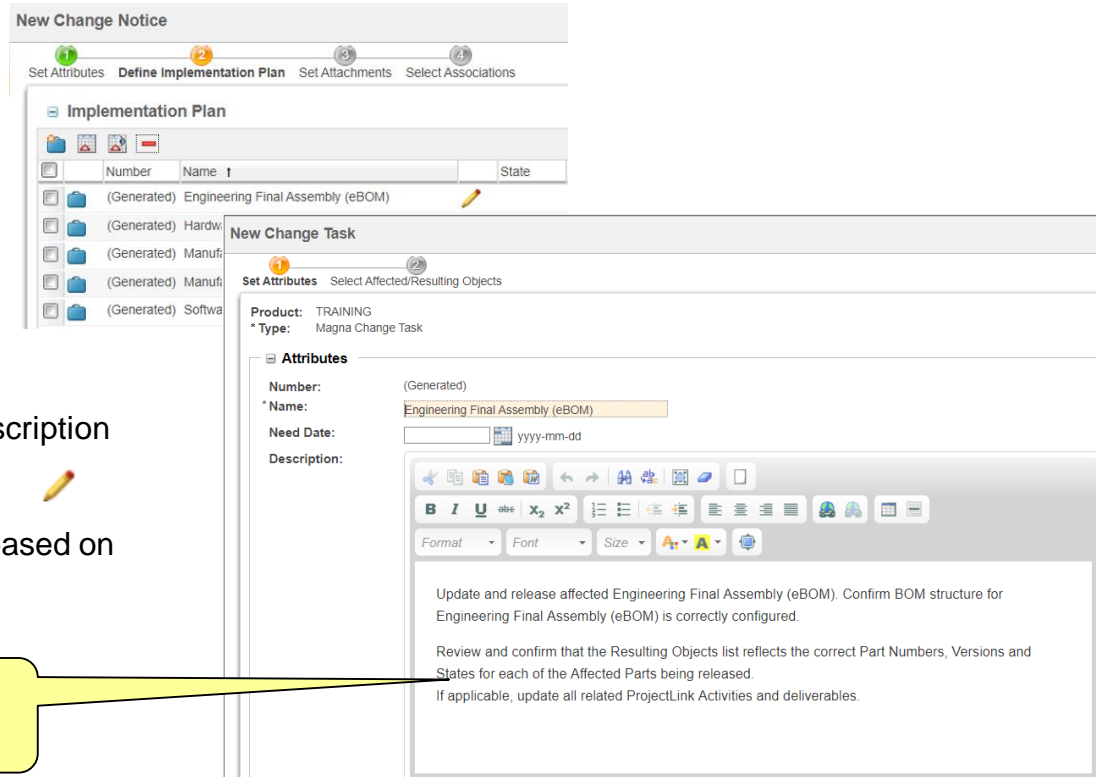
Create New CN

- Set Attributes
- Define Implementation Plan
- Review Plan Template
- Delete Unnecessary Activities
- Add/Edit Change Activities
- Edit Task to add to Description

NOTE:

The assignee and reviewer are set based on the type of CA

CN Creator to specify what needs to be changed in Description field



The screenshot displays the 'New Change Notice' interface. At the top, there are four steps: 1. Set Attributes, 2. Define Implementation Plan, 3. Set Attachments, and 4. Select Associations. The 'Define Implementation Plan' step is currently active, showing a table with columns for 'Number', 'Name', and 'State'. Below this, there are several rows of generated items, including 'Engineering Final Assembly (eBOM)', 'Hardware', 'Manufacturing', and 'Software'.

Below the table, the 'New Change Task' form is visible. It includes fields for 'Product' (TRAINING) and '\* Type' (Magna Change Task). Under the 'Attributes' section, there are fields for 'Number' (Generated), '\* Name' (Engineering Final Assembly (eBOM)), and 'Need Date' (yyyy-mm-dd). The 'Description' field contains a rich text editor with the following text: 'Update and release affected Engineering Final Assembly (eBOM). Confirm BOM structure for Engineering Final Assembly (eBOM) is correctly configured. Review and confirm that the Resulting Objects list reflects the correct Part Numbers, Versions and States for each of the Affected Parts being released. If applicable, update all related ProjectLink Activities and deliverables.'

Plan the Change

Create New CN

Set Attributes  
 Define Implementation Plan  
 Review Plan Template  
 Delete Unnecessary Activities  
 Add/Edit Change Activities  
 Specify Items to be changed

Set Attachments  
 Set Associations  
 Finish

### New Change Notice

1 Set Attributes   2 Define Implementation Plan   3 **Set Attachments**   4 Select Associations

**Attachments**

*Label or File Name	*URL/External Location
( 0 objects selected )	

### New Change Notice

1 Set Attributes   2 Define Implementation Plan   3 Set Attachments   4 **Select Associations**

**Associated Process Objects** All

Identity ↑	Name	Category
CR0000023	Test01	

+ Add by Number   Add by Name

( 0 objects selected )

**Associated Reference Objects** All

Identity ↑	Name	Category
------------	------	----------

+ Add by Number   Add by Name

( 0 objects selected )

Back   Next   Finish   Cancel

Plan the Change



**Create New CN**

- Set Attributes
- Define Implementation Plan
- Review Plan Template
- Delete Unnecessary Activities
- Add/Edit Change Activities
- Specify Items to be changed

- Set Attachments
- Set Associations

**Create New CN**



Complete Task

Actions



Task - Magna Change Request Workflow\_CR0000001-Create New Change Notice

Details

**Impacts**

Associated Process Objects

Identity ↑	Name	Category	Priority
CN0000001	CN_YNI_TRN		

( 0 objects selected )

Task Completion

Comments:

Save

Complete Task

Plan the Change

Create New CN

- Set Attributes
- Define Implementation Plan
- Review Plan Template
- Delete Unnecessary Activities
- Add/Edit Change Activities
- Set Assignee/Reviewer
- Specify Items to be changed
- Set Attachments
- Set Associations


Create New CN



Set Assignee & Reviewer



- Validate Assignee & Reviewer
- Complete Task

 This is a 'Set Up Participants' task. Use the Set Up Participants tab to assign participants to different roles used in this process.

Actions



Task - Magna Change Activity Workflow\_CT000005-Set Assignee & Reviewer







Details

Related

Set Up Participants



Set Up Participants

Roles/Members		Description
	Assignee	Assignee role
	Roberto Temur	 
	Reviewer	Reviewer role
	Roberto Temur	 

Inputs

Comments:

Save

Complete Task

Plan the Change

Create New CN

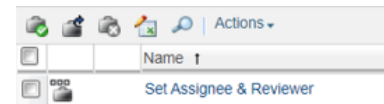
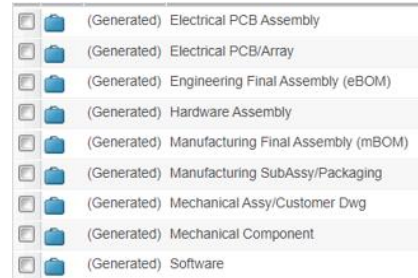
- Set Attributes
- Define Implementation Plan
- Review Plan Template
- Delete Unnecessary Activities
- Add/Edit Change Activities
- Set Assignee/Reviewer
- Specify Items to be changed
- Set Attachments
- Set Associations

Create New CN 

Set Assignee & Reviewer 

- Validate Assignee & Reviewer
- Complete Task

MAGNA  
Change Notice



Implement the Change

MAGNA Change  
Activities

